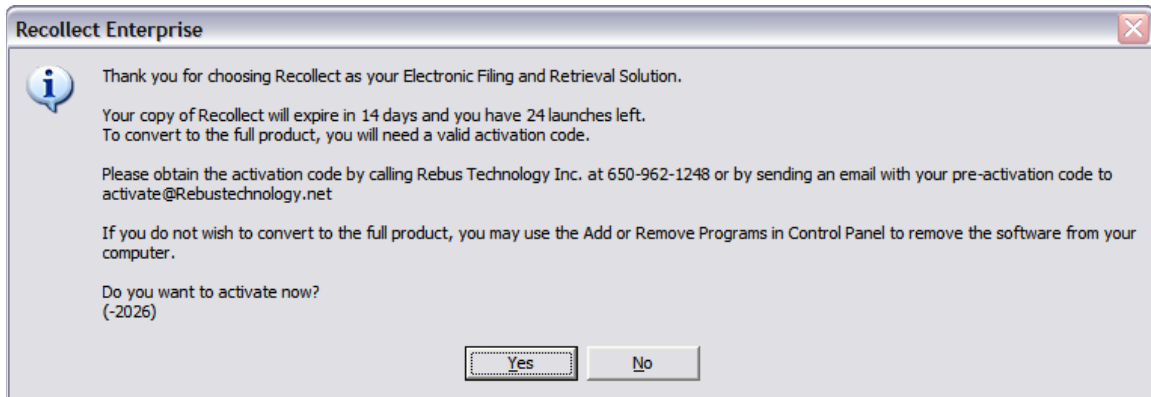
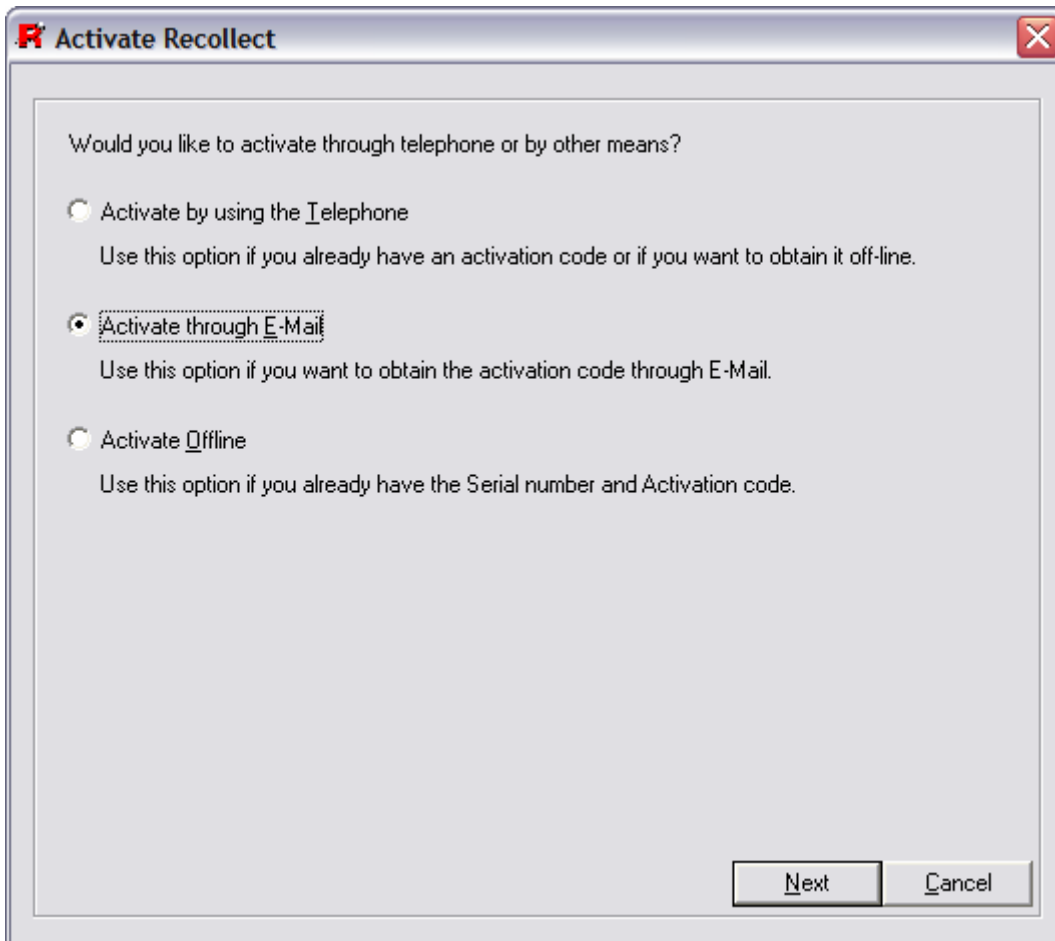


Activation of Rebus Recollect Courier 6.5

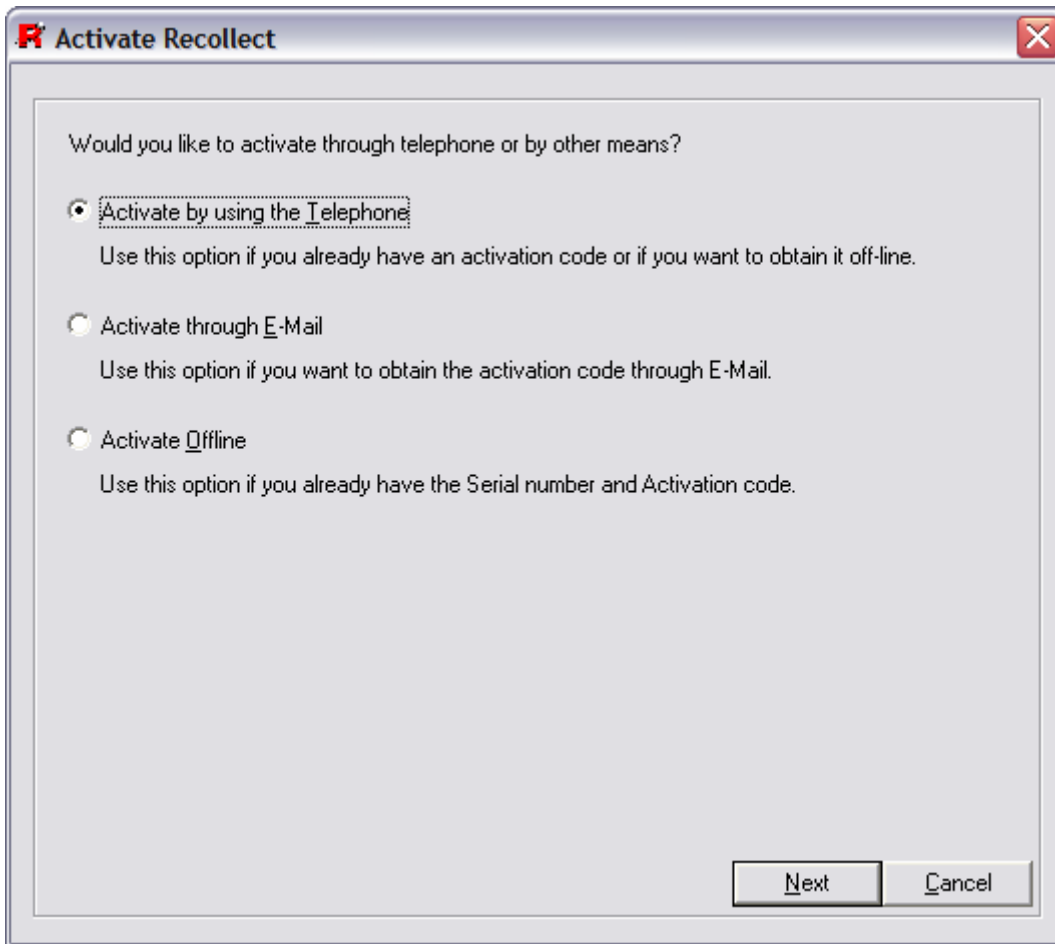
Step 1: Answer "Yes" when asked if you want to activate now.



Step 2: Select Activate by Email



Note: If you do not have email, select Activate using the Telephone



Email a screenshot of the screen to activate@rebustechonology.net along with your ..

Full name
Company name
Address
City, State Zip
Phone number
Email Address

Step 3: Fill out the Activate by E-Mail screen, and select Next.

Activate by E-Mail

The fields indicated with an asterisk (*) are required to complete this transaction.

Title: [dropdown]

*Name: John Smith

*Company Name: ABC Company

*Address: 123 Some Street

*City: Somecity

State or Province: CA

Postal Code: 95000

*Country/region: United States

*Contact Number: 650-962-1248

*E-Mail: johnsmith@abccompany.com

Back Next Activate Later

An email will be sent to activate@rebustechonology.net to request your activation codes. Your activation codes will be sent back to you in a few days.

Step 4: When you get your activation codes emailed back, copy/paste the activation codes from the email into the Activate Recollect by phone screen. Your Recollect Courier Professional 6.5 will be activated once you select Next if all the codes have been entered correctly.

Activate Recollect by phone

Please do the following:

Step1: Select:
USA

Step 2: Call a number below to speak with a customer service representative:
International Number: 650-962-1248

Step 3: You will need to provide the customer service representative with following information:
Pre-activation code:

401604	00FFFF	F917NO	T5PPLI	354L89
P068D7	T2A8BF	AC0000	19F9RM	382586

Step 4: Type the serial number that the customer service representative gave you:
* Please note down this number for future reference

--	--	--	--

Step 5: Type the activation code that the customer service representative gave you:

To continue, click Next.

Back Next Activate Later